

**STATE OF NEW JERSEY
STATEMENT OF COUNTY CANVASSERS***

**A Statement of the Result of
An Election
held in the**

COUNTY OF BURLINGTON

**on the
3rd Day of November
Two Thousand And Twenty**


to elect


Electors of President


***THIS STATEMENT IS TO BE MADE IN QUADRUPPLICATE; ONE TO BE FILED WITH THE SECRETARY OF STATE, TRENTON, NEW JERSEY, ONE WITH THE COUNTY CLERK, ONE WITH THE CHAIRPERSON OF THE DEMOCRATIC STATE COMMITTEE AND ONE WITH THE CHAIRPERSON OF THE REPUBLICAN STATE COMMITTEE.**

WE DO HEREBY CERTIFY that the foregoing is a true, full and correct statement of the results of the election herein mentioned, as the same is exhibited by the statements produced and laid before the board of county canvassers according to law, and that the same exhibits the number of the names in the signature copy registers and the registers of voters, the number of names of the voters in the poll books of the election districts, respectively, and of the ballots rejected, the whole number of the names in the signature copy registers and the registers of voters, the whole number of names of the voters in the poll books of the several election districts, the name of each person for whom any vote or votes were cast, the number of votes cast for each person in each election district, and the whole number of votes cast for each person for each office designated, and also specifies each public question voted upon and the number of votes cast thereupon in each election district respectively, and the whole number of votes cast thereupon in the several election districts as they appear by the statements so produced and laid before the said Board.

IN WITNESS WHEREOF, we have hereunto set our hands this 20th day of November, two thousand and twenty.


Chairperson, Board of County Canvassers


Member, Board of County Canvassers


Member, Board of County Canvassers


Member, Board of County Canvassers


Attest: 
Clerk, Board of County Canvassers

A STATEMENT of the determination of the Board of County Canvassers, relative to an election held in the County of **BURLINGTON** on the Third day of November, two thousand and twenty, for the election of:

ELECTORS OF PRESIDENT
(list office on this line)

I DO HEREBY CERTIFY that the foregoing is a true, full and correct statement of the determination of the Board of Canvassers therein mentioned.

IN WITNESS WHEREOF, I have hereunto set my hand this 20th day of November, two thousand and twenty.


Chairperson, Board of County Canvassers

Attest: 
Clerk, Board of County Canvassers

**Mail-In
And
Provisional Ballots
Counted**

MAIL-IN BALLOT RESULTS - General Election November 3, 2020

	RECEIVED	COUNTED	VOID	REJECTED	TOTAL
BASS RIVER TOWNSHIP	835	826	0	9	835
BEVERLY CITY	1112	1098	0	14	1112
BORDENTOWN CITY					
W-1	1012	1006	0	6	1012
W-2	767	762	1	4	767
W-3	476	470	1	5	476
BORDENTOWN TOWNSHIP	6752	6686	0	66	6752
BURLINGTON CITY					
W-1	832	821	0	11	832
W-2	1057	1045	1	11	1057
W-3	1317	1293	0	14	1307
W-4	1347	1327	0	20	1347
BURLINGTON TOWNSHIP	13084	12967	4	113	13084
CHESTERFIELD TOWNSHIP	3602	3575	2	25	3602
CINNAMINSON TOWNSHIP	10383	10307	4	72	10383
DELANCO TOWNSHIP	2714	2698	0	16	2714
DELTRAN TOWNSHIP					
W-1	2851	2829	0	22	2851
W-2	3443	3409	2	32	3443
W-3	3203	3171	3	29	3203
EASTAMPTON TOWNSHIP	3451	3425	1	25	3451
EDGEWATER PARK TOWNSHIP	3988	3955	0	33	3988
EVESHAM TOWNSHIP	28835	28621	13	201	28835
FIELDSBORO BOROUGH	293	288	0	5	293
FLORENCE TOWNSHIP					
W-1	2105	2077	0	28	2105
W-2	2885	2865	0	20	2885
W-3	2038	2021	0	17	2038
HAINESPORT TOWNSHIP	3969	3946	3	20	3969
LUMBERTON TOWNSHIP	7366	7326	2	38	7366
MANSFIELD TOWNSHIP	6163	6124	6	33	6163
MAPLE SHADE TOWNSHIP	8725	8646	3	76	8725
MEDFORD LAKES BOROUGH	2828	2807	4	17	2828
MEDFORD TOWNSHIP	16062	15967	8	87	16062
MOORESTOWN TOWNSHIP	13575	13466	5	104	13575
MOUNT HOLLY TOWNSHIP	4559	4510	3	46	4559
MOUNT LAUREL TOWNSHIP	27203	27017	6	180	27203
NEW HANOVER TOWNSHIP	605	604	0	1	605
NORTH HANOVER TOWNSHIP	2859	2836	0	27	2863
PALMYRA BOROUGH	4024	3984	4	36	4024
PEMBERTON BOROUGH	681	673	0	8	681
PEMBERTON TOWNSHIP	10973	10891	3	79	10973
RIVERSIDE TOWNSHIP	3106	3074	2	30	3106
RIVERTON BOROUGH	1708	1699	0	9	1708
SHAMONG TOWNSHIP	4164	4131	0	33	4164
SOUTHAMPTON TOWNSHIP	6909	6881	6	22	6909
SPRINGFIELD TOWNSHIP	2105	2089	0	16	2105
TABERNACLE TOWNSHIP	4400	4372	2	26	4400
WASHINGTON TOWNSHIP	416	414	0	2	416
WESTAMPTON TOWNSHIP	5273	5225	1	47	5273
WILLINGBORO TOWNSHIP	16693	16509	12	172	16693
WOODLAND TOWNSHIP	781	771	0	10	781
WRIGHTSTOWN BOROUGH	210	206	0	4	210
TOTAL:	253739	251710	102	1921	253733

PROVISIONAL BALLOT RESULTS - General Election November 3, 2020

	RECEIVED	NOT REG	COUNTED	VOID	SPOILED	REJECTED	TOTAL
BASS RIVER TOWNSHIP	35	2	33	0	0	0	35
BEVERLY CITY	109	1	106	1	0	1	109
BORDENTOWN CITY							
W-1	78	2	75	0	5	1	78
W-2	68	0	64	0	0	4	68
W-3	23	0	23	0	0	0	23
BORDENTOWN TOWNSHIP	369	11	332	0	9	26	369
BURLINGTON CITY							
W-1	123	3	116	0	9	4	123
W-2	108	4	96	2	1	6	108
W-3	119	4	111	0	1	4	119
W-4	95	2	92	0	3	1	95
BURLINGTON TOWNSHIP	921	16	895	1	26	9	921
CHESTERFIELD TOWNSHIP	100	6	90	0	2	4	100
CINNAMINSON TOWNSHIP	599	8	575	0	10	16	599
DELANCO TOWNSHIP	220	4	206	0	10	10	220
DELTRAN TOWNSHIP							
W-1	192	3	176	1	3	12	192
W-2	211	4	196	0	1	11	211
W-3	151	0	144	0	5	7	151
EASTAMPTON TOWNSHIP	244	2	239	0	0	3	244
EDGEWATER PARK TOWNSHIP	392	4	374	0	23	14	392
EVESHAM TOWNSHIP	1665	18	1601	0	24	46	1665
FIELDSBORO BOROUGH	37	0	36	0	1	1	37
FLORENCE TOWNSHIP							
W-1	222	1	209	0	8	12	222
W-2	122	3	116	0	2	3	122
W-3	166	2	162	0	8	2	166
HAINESPORT TOWNSHIP	205	5	199	0	13	1	205
LUMBERTON TOWNSHIP	418	5	399	0	14	14	418
MANSFIELD TOWNSHIP	185	2	178	0	0	5	185
MAPLE SHADE TOWNSHIP	907	28	838	0	32	41	907
MEDFORD LAKES BOROUGH	192	1	188	0	1	3	192
MEDFORD TOWNSHIP	801	9	764	0	14	28	801
MOORESTOWN TOWNSHIP	615	8	590	1	25	16	615
MOUNT HOLLY TOWNSHIP	271	5	258	2	11	6	271
MOUNT LAUREL TOWNSHIP	1340	23	1273	4	48	40	1340
NEW HANOVER TOWNSHIP	35	1	32	0	1	2	35
NORTH HANOVER TOWNSHIP	170	7	158	0	2	5	170
PALMYRA BOROUGH	320	3	307	0	4	10	320
PEMBERTON BOROUGH	55	6	47	0	2	2	55
PEMBERTON TOWNSHIP	959	22	915	0	33	22	959
RIVERSIDE TOWNSHIP	245	3	233	0	7	9	245
RIVERTON BOROUGH	82	3	79	0	0	0	82
SHAMONG TOWNSHIP	172	1	166	0	1	5	172
SOUTHAMPTON TOWNSHIP	278	4	268	0	11	6	278
SPRINGFIELD TOWNSHIP	100	0	93	0	14	7	100
TABERNACLE TOWNSHIP	200	5	191	0	2	4	200
WASHINGTON TOWNSHIP	20	0	18	0	1	2	20
WESTAMPTON TOWNSHIP	337	0	332	3	11	2	337
WILLINGBORO TOWNSHIP	1772	40	1665	0	70	67	1772
WOODLAND TOWNSHIP	44	0	43	0	0	1	44
WRIGHTSTOWN BOROUGH	51	3	46	0	1	2	51
TOTAL:	16143	284	15347	15	469	497	16143

Statement of Votes

BURLINGTON COUNTY Statement of Vote
BUR_20201103_E

NON-PARTISAN U.S. PRESIDENT															
	Registration	Ballots Cast	Turnout (%)	U.S. PRESIDENT	Joseph R. Biden / Kamala D. Harris	Donald J. Trump / Michael R. Pence	Don Blankenship / William Mohr	Gloria Estela La Riva / Sunil Freeman	Jo Jorgensen / Spike Cohen	Howie Hawkins / Angela Walker	Bill Hammons / Eric Bodenslab	Roque Rocky De La Fuente / Darcy G. Rice	Personal Choice		
Bass River 1 - Polling Place	1122	0	0.00		0	0	0	0	0	0	0	0	0		
Bass River Mail-In Ballot - Mail-In	0	826	0.00		210	590	2	2	3	2	0	0	0	4	
Bass River Provisional - Provisional	0	33	0.00		3	28	0	0	0	0	0	0	0	0	
Beverly 1 - Polling Place	1711	0	0.00		0	0	0	0	0	0	0	0	0		
Beverly 2 - Polling Place	0	0	0.00		0	0	0	0	0	0	0	0	0		
Beverly 3 - Polling Place	0	0	0.00		0	0	0	0	0	0	0	0	0		
Beverly Mail-In Ballot - Mail-In Ballot	0	1098	0.00		703	347	4	4	7	3	1	0	1		
Beverly Provisional - Provisional	0	106	0.00		69	28	0	0	0	0	0	0	0		
Bordentown City 1-1 - Polling Place	1340	0	0.00		0	0	0	0	0	0	0	0	0		
Bordentown City 1-2 - Polling Place	0	0	0.00		0	0	0	0	0	0	0	0	0		
Bordentown City 1-3 - Polling Place	0	0	0.00		0	0	0	0	0	0	0	0	0		
Bordentown City Ward 1 Mail-In Ballot	0	1006	0.00		694	287	0	0	11	2	1	1	2		
Bordentown City Ward 1 Provisional	0	75	0.00		40	31	1	0	0	0	0	0	0		
Bordentown City 2-1 - Polling Place	1088	0	0.00		0	0	0	0	0	0	0	0	0		
Bordentown City Ward 2 Mail-In Ballot	0	762	0.00		481	248	2	2	7	7	0	0	5		
Bordentown City Ward 2 Provisional	0	64	0.00		28	31	1	2	0	0	0	0	0		
Bordentown City 3-1 - Polling Place	641	0	0.00		0	0	0	0	0	0	0	0	0		
Bordentown City Ward 3 Mail-In Ballot	0	470	0.00		309	145	0	0	8	2	0	1	3		
Bordentown City Ward 3 Provisional	0	23	0.00		12	8	0	0	1	1	0	0	0		
Bordentown Twp 1 - Polling Place	5805	1	0.02		1	0	0	0	0	0	0	0	0		
Bordentown Twp 2 - Polling Place	2981	1	0.03		0	1	0	0	0	0	0	0	0		
Bordentown Twp 3 - Polling Place	0	0	0.00		0	0	0	0	0	0	0	0	0		
Bordentown Twp 4 - Polling Place	0	0	0.00		0	0	0	0	0	0	0	0	0		
Bordentown Twp 5 - Polling Place	0	0	0.00		0	0	0	0	0	0	0	0	0		
Bordentown Twp 6 - Polling Place	0	0	0.00		0	0	0	0	0	0	0	0	0		
Bordentown Twp 7 - Polling Place	0	0	0.00		0	0	0	0	0	0	0	0	0		
Bordentown Twp 8 - Polling Place	0	0	0.00		0	0	0	0	0	0	0	0	0		
Bordentown Twp Mail-In Ballot - Mail-In	0	6686	0.00		3729	2736	7	4	62	21	4	3	28		
Bordentown Twp Provisional - Provisional	0	332	0.00		158	163	0	0	1	1	0	0	1		
Burlington City 1-1 - Polling Place	1497	0	0.00		0	0	0	0	0	0	0	0	0		
Burlington City 1-2 - Polling Place	0	0	0.00		0	0	0	0	0	0	0	0	0		
Burlington City Ward 1 Mail-In Ballot	0	821	0.00		639	134	0	0	0	1	0	0	5		
Burlington City Ward 1 Provisional	0	116	0.00		94	18	0	0	1	0	0	0	0		
Burlington City 2-1 - Polling Place	1706	0	0.00		0	0	0	0	0	0	0	0	0		
Burlington City 2-2 - Polling Place	0	0	0.00		0	0	0	0	0	0	0	0	0		
Burlington City 2-3 - Polling Place	0	0	0.00		0	0	0	0	0	0	0	0	0		
Burlington City Ward 2 Mail-In Ballot	0	1045	0.00		731	282	0	2	3	0	1	0	7		
Burlington City Ward 2 Provisional	0	96	0.00		54	33	0	0	0	0	0	0	3		
Burlington City 3-1 - Polling Place	1984	2	0.10		1	1	0	0	0	0	0	0	0		
Burlington City 3-2 - Polling Place	0	0	0.00		0	0	0	0	0	0	0	0	0		
Burlington City 3-3 - Polling Place	0	0	0.00		0	0	0	0	0	0	0	0	0		
Burlington City Ward 3 Mail-In Ballot	0	1293	0.00		808	440	2	2	12	1	0	0	0		
Burlington City Ward 3 Provisional	0	111	0.00		71	36	0	0	1	0	0	0	0		
Burlington City 4-1 - Polling Place	1855	0	0.00		0	0	0	0	0	0	0	0	0		
Burlington City 4-2 - Polling Place	0	0	0.00		0	0	0	0	0	0	0	0	0		
Burlington City 4-3 - Polling Place	0	0	0.00		0	0	0	0	0	0	0	0	0		
Burlington City Ward 4 Mail-In Ballot	0	1327	0.00		842	434	4	3	7	3	2	0	8		
Burlington City Ward 4 Provisional	0	92	0.00		54	28	0	0	0	2	0	0	0		
Burlington Twp 1st D - Polling Place	3237	0	0.00		0	0	0	0	0	0	0	0	0		
Burlington Twp 2nd D - Polling Place	0	0	0.00		0	0	0	0	0	0	0	0	0		
Burlington Twp 3rd D - Polling Place	0	0	0.00		0	0	0	0	0	0	0	0	0		
Burlington Twp 4th D - Polling Place	3676	0	0.00		0	0	0	0	0	0	0	0	0		
Burlington Twp 5th D - Polling Place	0	0	0.00		0	0	0	0	0	0	0	0	0		
Burlington Twp 6th D - Polling Place	0	0	0.00		0	0	0	0	0	0	0	0	0		
Burlington Twp 7th D - Polling Place	1902	0	0.00		0	0	0	0	0	0	0	0	0		
Burlington Twp 8th D - Polling Place	0	0	0.00		0	0	0	0	0	0	0	0	0		
Burlington Twp 9th D - Polling Place	3354	0	0.00		0	0	0	0	0	0	0	0	0		

BURLINGTON COUNTY Statement of Vote
BUR_20201103_E

NON-PARTISAN U.S. PRESIDENT

	Registration	Ballots Cast	Turnout (%)	U.S. PRESIDENT	Joseph R. Biden / Kamala D. Harris	Donald J. Trump / Michael R. Pence	Don Blankenship / William Mohr	Gloria Estela La Riva / Sunil Freeman	Jo Jorgensen / Spike Cohen	Howie Hawkins / Angela Walker	Bill Hammons / Eric Bodenslab	Roque Rocky De La Fuente / Darcy G. Rice	Personal Choice				
Burlington Twp 10th D - Polling Pl	5561	1	0.02		1	0	0	0	0	0	0	0	0				
Burlington Twp 11th D - Polling Pl	0	0	0.00		0	0	0	0	0	0	0	0	0				
Burlington Twp 12th D - Polling Pl	0	0	0.00		0	0	0	0	0	0	0	0	0				
Burlington Twp 13th D - Polling Pl	0	0	0.00		0	0	0	0	0	0	0	0	0				
Burlington Twp 14th D - Polling Pl	0	0	0.00		0	0	0	0	0	0	0	0	0				
Burlington Twp 15th D - Polling Pl	0	0	0.00		0	0	0	0	0	0	0	0	0				
Burlington Twp 16th D - Polling Pl	0	0	0.00		0	0	0	0	0	0	0	0	0				
Burlington Twp 17th D - Polling Pl	0	0	0.00		0	0	0	0	0	0	0	0	0				
Burlington Twp 18th D - Polling Pl	0	0	0.00		0	0	0	0	0	0	0	0	0				
Burlington Twp 19th D - Polling Pl	0	0	0.00		0	0	0	0	0	0	0	0	0				
Burlington Twp Mail-In Ballot - Ma	0	12967	0.00		8722	3787	16	8	107	21	6	5	44				
Burlington Twp Provisional - Provi	0	895	0.00		569	283	0	1	6	6	0	0	2				
Chesterfield Twp 1st D - Polling P	3014	0	0.00		0	0	0	0	0	0	0	0	0				
Chesterfield Twp 2nd D - Polling P	1356	0	0.00		0	0	0	0	0	0	0	0	0				
Chesterfield Twp Mail-In Ballot - M	0	3575	0.00		1871	1622	4	0	19	4	1	1	18				
Chesterfield Twp Provisional - Pro	0	90	0.00		35	54	0	0	1	0	0	0	0				
Cinnaminson Twp 1D - Polling Pl	2905	0	0.00		0	0	0	0	0	0	0	0	0				
Cinnaminson Twp 2D - Polling Pl	2210	0	0.00		0	0	0	0	0	0	0	0	0				
Cinnaminson Twp 3D - Polling Pl	0	0	0.00		0	0	0	0	0	0	0	0	0				
Cinnaminson Twp 4D - Polling Pl	0	0	0.00		0	0	0	0	0	0	0	0	0				
Cinnaminson Twp 5D - Polling Pl	2816	1	0.04		1	0	0	0	0	0	0	0	0				
Cinnaminson Twp 6D - Polling Pl	3600	0	0.00		0	0	0	0	0	0	0	0	0				
Cinnaminson Twp 7D - Polling Pl	0	0	0.00		0	0	0	0	0	0	0	0	0				
Cinnaminson Twp 8D - Polling Pl	0	0	0.00		0	0	0	0	0	0	0	0	0				
Cinnaminson Twp 9D - Polling Pl	0	0	0.00		0	0	0	0	0	0	0	0	0				
Cinnaminson Twp 10D - Polling P	1885	0	0.00		0	0	0	0	0	0	0	0	0				
Cinnaminson Twp 11D - Polling P	0	0	0.00		0	0	0	0	0	0	0	0	0				
Cinnaminson Twp 12D - Polling P	0	0	0.00		0	0	0	0	0	0	0	0	0				
Cinnaminson Twp 13D - Polling P	0	0	0.00		0	0	0	0	0	0	0	0	0				
Cinnaminson Twp 14D - Polling P	0	0	0.00		0	0	0	0	0	0	0	0	0				
Cinnaminson Twp 15D - Polling P	0	0	0.00		0	0	0	0	0	0	0	0	0				
Cinnaminson Twp 16D - Polling P	0	0	0.00		0	0	0	0	0	0	0	0	0				
Cinnaminson Twp 17D - Polling P	0	0	0.00		0	0	0	0	0	0	0	0	0				
Cinnaminson Twp 18D - Polling P	0	0	0.00		0	0	0	0	0	0	0	0	0				
Cinnaminson Twp 19D - Polling P	0	0	0.00		0	0	0	0	0	0	0	0	0				
Cinnaminson Twp 20D - Polling P	0	0	0.00		0	0	0	0	0	0	0	0	0				
Cinnaminson Twp Mail-In Ballot -	0	10307	0.00		5510	4502	22	8	75	29	5	6	52				
Cinnaminson Twp Provisional - Pr	0	575	0.00		249	298	1	1	0	1	0	0	4				
Delanco Twp 1D - Polling Place	3728	1	0.03		1	0	0	0	0	0	0	0	0				
Delanco Twp 2D - Polling Place	0	0	0.00		0	0	0	0	0	0	0	0	0				
Delanco Twp 3D - Polling Place	0	0	0.00		0	0	0	0	0	0	0	0	0				
Delanco Twp 4D - Polling Place	0	0	0.00		0	0	0	0	0	0	0	0	0				
Delanco Twp 5D - Polling Place	0	0	0.00		0	0	0	0	0	0	0	0	0				
Delanco Twp 6D - Polling Place	0	0	0.00		0	0	0	0	0	0	0	0	0				
Delanco Twp Mail-In Ballot - Mail-	0	2698	0.00		1592	1000	6	4	17	4	1	3	10				
Delanco Twp Provisional - Provisi	0	206	0.00		110	87	2	0	2	0	1	0	2				
Delran Twp W1 D1 - Polling Place	3961	0	0.00		0	0	0	0	0	0	0	0	0				
Delran Twp W1 D2 - Polling Place	0	0	0.00		0	0	0	0	0	0	0	0	0				
Delran Twp W1 D3 - Polling Place	0	0	0.00		0	0	0	0	0	0	0	0	0				
Delran Twp W1 D4 - Polling Place	0	0	0.00		0	0	0	0	0	0	0	0	0				
Delran Twp W1 D5 - Polling Place	0	0	0.00		0	0	0	0	0	0	0	0	0				
Delran Twp W1 D6 - Polling Place	0	0	0.00		0	0	0	0	0	0	0	0	0				
Delran Twp Ward 1 Mail-In Ballot -	0	2829	0.00		1579	1150	7	1	17	9	3	3	10				
Delran Twp Ward 1 Provisional - F	0	176	0.00		91	76	0	0	2	0	0	1	1				
Delran Twp W2 D1 - Polling Place	4451	0	0.00		0	0	0	0	0	0	0	0	0				
Delran Twp W2 D2 - Polling Place	0	0	0.00		0	0	0	0	0	0	0	0	0				
Delran Twp.W2 D3 - Polling Place	0	0	0.00		0	0	0	0	0	0	0	0	0				

BURLINGTON COUNTY Statement of Vote
BUR_20201103_E

NON-PARTISAN U.S. PRESIDENT

	Registration	Ballots Cast	Turnout (%)	U.S. PRESIDENT	Joseph R. Biden / Kamala D. Harris	Donald J. Trump / Michael R. Pence	Don Blankenship / William Mohr	Gloria Estela La Riva / Sunil Freeman	Jo Jorgensen / Spike Cohen	Howie Hawkins / Angela Walker	Bill Hammons / Eric Bodenslab	Roque Rocky De La Fuente / Darcy G. Rice	Personal Choice				
Delran Twp W2 D4 - Polling Place	0	0	0.00		0	0	0	0	0	0	0	0	0				
Delran Twp W2 D5 - Polling Place	0	0	0.00		0	0	0	0	0	0	0	0	0				
Delran Twp W2, D6 - Polling Place	0	0	0.00		0	0	0	0	0	0	0	0	0				
Delran Twp Ward 2 Mail-In Ballot	0	3409	0.00		1822	1493	4	0	27	9	2	1	10				
Delran Twp Ward 2 Provisional - F	0	196	0.00		86	99	0	1	1	0	0	0	0				
Delran Twp.W3 D1 - Polling Place	4091	1	0.02		0	1	0	0	0	0	0	0	0				
Delran Twp W3 D2 - Polling Place	0	0	0.00		0	0	0	0	0	0	0	0	0				
Delran Twp W3 D3 - Polling Place	0	0	0.00		0	0	0	0	0	0	0	0	0				
Delran Twp W3 D4 - Polling Place	0	0	0.00		0	0	0	0	0	0	0	0	0				
Delran Twp W3 D5 - Polling Place	0	0	0.00		0	0	0	0	0	0	0	0	0				
Delran Twp W3 D6 - Polling Place	0	0	0.00		0	0	0	0	0	0	0	0	0				
Delran Twp Ward 3 Mail-In Ballot	0	3171	0.00		1710	1368	5	5	22	6	3	0	11				
Delran Twp Ward 3 Provisional - F	0	144	0.00		65	72	0	0	3	0	0	0	1				
Eastampton Twp 1st D - Polling Place	4855	0	0.00		0	0	0	0	0	0	0	0	0				
Eastampton Twp 2nd D - Polling Place	0	0	0.00		0	0	0	0	0	0	0	0	0				
Eastampton Twp 3rd D - Polling Place	0	0	0.00		0	0	0	0	0	0	0	0	0				
Eastampton Twp 4th D - Polling Place	0	0	0.00		0	0	0	0	0	0	0	0	0				
Eastampton Twp Mail-In Ballot - M	0	3425	0.00		1997	1304	4	1	36	7	4	1	18				
Eastampton Twp Provisional - Pro	0	239	0.00		133	97	1	0	4	0	0	0	2				
Edgewater Park Twp 1D - Polling Place	5862	0	0.00		0	0	0	0	0	0	0	0	0				
Edgewater Park Twp 2D - Polling Place	0	0	0.00		0	0	0	0	0	0	0	0	0				
Edgewater Park Twp 3D - Polling Place	0	0	0.00		0	0	0	0	0	0	0	0	0				
Edgewater Park Twp 4D - Polling Place	0	0	0.00		0	0	0	0	0	0	0	0	0				
Edgewater Park Twp 5D - Polling Place	0	0	0.00		0	0	0	0	0	0	0	0	0				
Edgewater Park Twp 6D - Polling Place	0	0	0.00		0	0	0	0	0	0	0	0	0				
Edgewater Park Twp 7D - Polling Place	0	0	0.00		0	0	0	0	0	0	0	0	0				
Edgewater Park Twp 8D - Polling Place	0	0	0.00		0	0	0	0	0	0	0	0	0				
Edgewater Park Twp Mail-In Ballot	0	3955	0.00		2672	1138	6	3	29	8	1	2	11				
Edgewater Park Twp Provisional - Pro	0	374	0.00		226	131	0	0	2	0	0	0	2				
Evesham Twp 1st D - Polling Place	9498	2	0.02		0	2	0	0	0	0	0	0	0				
Evesham Twp 2nd D - Polling Place	0	0	0.00		0	0	0	0	0	0	0	0	0				
Evesham Twp 3rd D - Polling Place	0	0	0.00		0	0	0	0	0	0	0	0	0				
Evesham Twp 4th D - Polling Place	0	0	0.00		0	0	0	0	0	0	0	0	0				
Evesham Twp 5th D - Polling Place	0	0	0.00		0	0	0	0	0	0	0	0	0				
Evesham Twp 6th D - Polling Place	0	0	0.00		0	0	0	0	0	0	0	0	0				
Evesham Twp 7th D - Polling Place	0	0	0.00		0	0	0	0	0	0	0	0	0				
Evesham Twp 8th D - Polling Place	12881	1	0.01		0	1	0	0	0	0	0	0	0				
Evesham Twp 9th D - Polling Place	0	0	0.00		0	0	0	0	0	0	0	0	0				
Evesham Twp 10th D - Polling Place	0	0	0.00		0	0	0	0	0	0	0	0	0				
Evesham Twp 11th D - Polling Place	0	0	0.00		0	0	0	0	0	0	0	0	0				
Evesham Twp 12th D - Polling Place	7898	0	0.00		0	0	0	0	0	0	0	0	0				
Evesham Twp 13th D - Polling Place	0	0	0.00		0	0	0	0	0	0	0	0	0				
Evesham Twp 14th D - Polling Place	0	0	0.00		0	0	0	0	0	0	0	0	0				
Evesham Twp 15th D - Polling Place	0	0	0.00		0	0	0	0	0	0	0	0	0				
Evesham Twp 16th D - Polling Place	0	0	0.00		0	0	0	0	0	0	0	0	0				
Evesham Twp 17th D - Polling Place	7487	0	0.00		0	0	0	0	0	0	0	0	0				
Evesham Twp 18th D - Polling Place	0	0	0.00		0	0	0	0	0	0	0	0	0				
Evesham Twp 19th D - Polling Place	0	0	0.00		0	0	0	0	0	0	0	0	0				
Evesham Twp 20th D - Polling Place	0	0	0.00		0	0	0	0	0	0	0	0	0				
Evesham Twp 21st D - Polling Place	0	0	0.00		0	0	0	0	0	0	0	0	0				
Evesham Twp 22nd D - Polling Place	0	0	0.00		0	0	0	0	0	0	0	0	0				
Evesham Twp 23rd D - Polling Place	0	0	0.00		0	0	0	0	0	0	0	0	0				
Evesham Twp 24th D - Polling Place	0	0	0.00		0	0	0	0	0	0	0	0	0				
Evesham Twp 25th D - Polling Place	0	0	0.00		0	0	0	0	0	0	0	0	0				
Evesham Twp 26th D - Polling Place	0	0	0.00		0	0	0	0	0	0	0	0	0				
Evesham Twp 27th D - Polling Place	0	0	0.00		0	0	0	0	0	0	0	0	0				
Evesham Twp 28th D - Polling Place	0	0	0.00		0	0	0	0	0	0	0	0	0				

BURLINGTON COUNTY Statement of Vote
BUR_20201103_E

NON-PARTISAN U.S. PRESIDENT

	Registration	Ballots Cast	Turnout (%)	U.S. PRESIDENT	Joseph R. Biden / Kamala D. Harris	Donald J. Trump / Michael R. Pence	Don Blankenship / William Mohr	Gloria Estela La Riva / Sunil Freeman	Jo Jorgensen / Spike Cohen	Howie Hawkins / Angela Walker	Bill Hammons / Eric Bodenslab	Roque Rocky De La Fuente / Darcy G. Rice	Personal Choice				
Evesham Twp 29th D - Polling Place	0	0	0.00		0	0	0	0	0	0	0	0	0				
Evesham Twp 30th D - Polling Place	0	0	0.00		0	0	0	0	0	0	0	0	0				
Evesham Twp 31st D - Polling Place	0	0	0.00		0	0	0	0	0	0	0	0	0				
Evesham Twp 32nd D - Polling Place	0	0	0.00		0	0	0	0	0	0	0	0	0				
Evesham Twp. Mail-In Ballot - Mail	0	28621	0.00		16063	11747	34	10	242	66	15	9	120				
Evesham Twp Provisional - Provisional	0	1601	0.00		702	831	4	1	18	5	2	0	6				
Fieldsboro Boro 1st D - Polling Place	429	0	0.00		0	0	0	0	0	0	0	0	0				
Fieldsboro Boro Mail-In Ballot - Mail	0	288	0.00		167	114	1	0	3	2	0	0	0				
Fieldsboro Boro Provisional - Provisional	0	36	0.00		15	17	0	0	0	1	0	0	0				
Florence Twp W1 D1 - Polling Place	2900	0	0.00		0	0	0	0	0	0	0	0	0				
Florence Twp W1 D2 - Polling Place	0	0	0.00		0	0	0	0	0	0	0	0	0				
Florence Twp W1 D3 - Polling Place	0	0	0.00		0	0	0	0	0	0	0	0	0				
Florence Twp Ward 1 Mail-In Ballot	0	2077	0.00		1194	822	3	0	15	3	2	0	12				
Florence Twp Ward 1 Provisional	0	209	0.00		108	85	0	1	2	0	0	0	2				
Florence Twp W2 D1 - Polling Place	3627	0	0.00		0	0	0	0	0	0	0	0	0				
Florence Twp W2 D2 - Polling Place	0	0	0.00		0	0	0	0	0	0	0	0	0				
Florence Twp W2 D3 - Polling Place	0	0	0.00		0	0	0	0	0	0	0	0	0				
Florence Twp Ward 2 Mail-In Ballot	0	2865	0.00		1464	1320	6	0	21	4	4	0	5				
Florence Twp Ward 2 Provisional	0	116	0.00		57	52	0	1	1	1	0	0	0				
Florence Twp W3 D1 - Polling Place	2939	0	0.00		0	0	0	0	0	0	0	0	0				
Florence Twp W3 D2 - Polling Place	0	0	0.00		0	0	0	0	0	0	0	0	0				
Florence Twp W3 D3 - Polling Place	0	0	0.00		0	0	0	0	0	0	0	0	0				
Florence Twp Ward 3 Mail-In Ballot	0	2021	0.00		1104	840	2	3	22	7	0	0	7				
Florence Twp Ward 3 Provisional	0	162	0.00		93	58	0	0	1	2	0	0	0				
Hainesport Twp 1D - Polling Place	5010	0	0.00		0	0	0	0	0	0	0	0	0				
Hainesport Twp 2D - Polling Place	0	0	0.00		0	0	0	0	0	0	0	0	0				
Hainesport Twp 3D - Polling Place	0	0	0.00		0	0	0	0	0	0	0	0	0				
Hainesport Twp 4D - Polling Place	0	0	0.00		0	0	0	0	0	0	0	0	0				
Hainesport Twp 5D - Polling Place	0	0	0.00		0	0	0	0	0	0	0	0	0				
Hainesport Twp Mail-In Ballot - Mail	0	3946	0.00		1954	1845	8	3	50	7	2	0	25				
Hainesport Twp Provisional - Provisional	0	199	0.00		75	112	1	0	2	0	0	0	0				
Lumberton Twp 1D - Polling Place	4584	1	0.02		1	0	0	0	0	0	0	0	0				
Lumberton Twp 2D - Polling Place	0	0	0.00		0	0	0	0	0	0	0	0	0				
Lumberton Twp 3D - Polling Place	0	0	0.00		0	0	0	0	0	0	0	0	0				
Lumberton Twp 4D - Polling Place	0	0	0.00		0	0	0	0	0	0	0	0	0				
Lumberton Twp 5D - Polling Place	0	0	0.00		0	0	0	0	0	0	0	0	0				
Lumberton Twp 6D - Polling Place	5212	1	0.02		0	1	0	0	0	0	0	0	0				
Lumberton Twp 7D - Polling Place	0	0	0.00		0	0	0	0	0	0	0	0	0				
Lumberton Twp 8D - Polling Place	0	0	0.00		0	0	0	0	0	0	0	0	0				
Lumberton Twp 9D - Polling Place	0	0	0.00		0	0	0	0	0	0	0	0	0				
Lumberton Twp 10D - Polling Place	0	0	0.00		0	0	0	0	0	0	0	0	0				
Lumberton Twp Mail-In Ballot - Mail	0	7326	0.00		4428	2625	11	2	72	9	4	3	37				
Lumberton Twp Provisional - Provisional	0	399	0.00		245	123	0	0	5	2	0	1	3				
Mansfield Twp 1D - Polling Place	3618	0	0.00		0	0	0	0	0	0	0	0	0				
Mansfield Twp 2D - Polling Place	3924	0	0.00		0	0	0	0	0	0	0	0	0				
Mansfield Twp 3D - Polling Place	0	0	0.00		0	0	0	0	0	0	0	0	0				
Mansfield Twp 4D - Polling Place	0	0	0.00		0	0	0	0	0	0	0	0	0				
Mansfield Twp 5D - Polling Place	0	0	0.00		0	0	0	0	0	0	0	0	0				
Mansfield Twp 6D - Polling Place	0	0	0.00		0	0	0	0	0	0	0	0	0				
Mansfield Twp 7D - Polling Place	0	0	0.00		0	0	0	0	0	0	0	0	0				
Mansfield Twp 8D - Polling Place	0	0	0.00		0	0	0	0	0	0	0	0	0				
Mansfield Twp Mail-In Ballot - Mail	0	6124	0.00		2969	2963	5	4	42	10	2	1	29				
Mansfield Twp Provisional - Provisional	0	178	0.00		74	95	0	1	1	1	0	0	1				
Maple Shade Twp 1D - Polling Place	5127	0	0.00		0	0	0	0	0	0	0	0	0				
Maple Shade Twp 2D - Polling Place	4668	0	0.00		0	0	0	0	0	0	0	0	0				
Maple Shade Twp 3D - Polling Place	0	0	0.00		0	0	0	0	0	0	0	0	0				
Maple Shade Twp 4D - Polling Place	0	0	0.00		0	0	0	0	0	0	0	0	0				

BURLINGTON COUNTY Statement of Vote
BUR_20201103_E

NON-PARTISAN U.S. PRESIDENT

	Registration	Ballots Cast	Turnout (%)	U.S. PRESIDENT	Joseph R. Biden / Kamala D. Harris	Donald J. Trump / Michael R. Pence	Don Blankenship / William Mohr	Gloria Estela La Riva / Sunil Freeman	Jo Jorgensen / Spike Cohen	Howie Hawkins / Angela Walker	Bill Hammons / Eric Bodenslab	Roque Rocky / De La Fuente / Darcy G. Rice	Personal Choice				
Maple Shade Twp 5D - Polling Place	3452	0	0.00	0	0	0	0	0	0	0	0	0	0				
Maple Shade Twp 6D - Polling Place	0	0	0.00	0	0	0	0	0	0	0	0	0	0				
Maple Shade Twp 7D - Polling Place	0	0	0.00	0	0	0	0	0	0	0	0	0	0				
Maple Shade Twp 8D - Polling Place	0	0	0.00	0	0	0	0	0	0	0	0	0	0				
Maple Shade Twp 9D - Polling Place	0	0	0.00	0	0	0	0	0	0	0	0	0	0				
Maple Shade Twp 10D - Polling Place	0	0	0.00	0	0	0	0	0	0	0	0	0	0				
Maple Shade Twp 11D - Polling Place	0	0	0.00	0	0	0	0	0	0	0	0	0	0				
Maple Shade Twp 12D - Polling Place	0	0	0.00	0	0	0	0	0	0	0	0	0	0				
Maple Shade Twp 13D - Polling Place	0	0	0.00	0	0	0	0	0	0	0	0	0	0				
Maple Shade Twp 14D - Polling Place	0	0	0.00	0	0	0	0	0	0	0	0	0	0				
Maple Shade Twp 15D - Polling Place	0	0	0.00	0	0	0	0	0	0	0	0	0	0				
Maple Shade Twp 16D - Polling Place	0	0	0.00	0	0	0	0	0	0	0	0	0	0				
Maple Shade Twp 17D - Polling Place	0	0	0.00	0	0	0	0	0	0	0	0	0	0				
Maple Shade Twp 18D - Polling Place	0	0	0.00	0	0	0	0	0	0	0	0	0	0				
Maple Shade Twp 19D - Polling Place	0	0	0.00	0	0	0	0	0	0	0	0	0	0				
Maple Shade Twp Mail-In Ballot	0	8646	0.00	5033	3303	11	10	60	23	6	1	32					
Maple Shade Twp Provisional - Pro	0	838	0.00	405	377	2	4	3	0	0	1	4					
Medford Lakes Boro 1D - Polling Place	3624	0	0.00	0	0	0	0	0	0	0	0	0	0				
Medford Lakes Boro 2D - Polling Place	0	0	0.00	0	0	0	0	0	0	0	0	0	0				
Medford Lakes Boro 3D - Polling Place	0	0	0.00	0	0	0	0	0	0	0	0	0	0				
Medford Lakes Boro 4D - Polling Place	0	0	0.00	0	0	0	0	0	0	0	0	0	0				
Medford Lakes Boro Mail-In Ballot	0	2807	0.00	1490	1215	7	1	38	9	0	2	18					
Medford Lakes Boro Provisional - Pr	0	188	0.00	61	119	0	0	1	1	0	0	2					
Medford Twp 1D - Polling Place	9758	2	0.02	1	1	0	0	0	0	0	0	0	0				
Medford Twp 2D - Polling Place	0	0	0.00	0	0	0	0	0	0	0	0	0	0				
Medford Twp 3D - Polling Place	9074	1	0.01	1	0	0	0	0	0	0	0	0	0				
Medford Twp 4D - Polling Place	1604	0	0.00	0	0	0	0	0	0	0	0	0	0				
Medford Twp 5D - Polling Place	0	0	0.00	0	0	0	0	0	0	0	0	0	0				
Medford Twp 6D - Polling Place	0	0	0.00	0	0	0	0	0	0	0	0	0	0				
Medford Twp 7D - Polling Place	0	0	0.00	0	0	0	0	0	0	0	0	0	0				
Medford Twp 8D - Polling Place	0	0	0.00	0	0	0	0	0	0	0	0	0	0				
Medford Twp 9D - Polling Place	0	0	0.00	0	0	0	0	0	0	0	0	0	0				
Medford Twp 10D - Polling Place	0	0	0.00	0	0	0	0	0	0	0	0	0	0				
Medford Twp 11D - Polling Place	0	0	0.00	0	0	0	0	0	0	0	0	0	0				
Medford Twp 12D - Polling Place	0	0	0.00	0	0	0	0	0	0	0	0	0	0				
Medford Twp 13D - Polling Place	0	0	0.00	0	0	0	0	0	0	0	0	0	0				
Medford Twp 14D - Polling Place	0	0	0.00	0	0	0	0	0	0	0	0	0	0				
Medford Twp 15D - Polling Place	0	0	0.00	0	0	0	0	0	0	0	0	0	0				
Medford Twp 16D - Polling Place	0	0	0.00	0	0	0	0	0	0	0	0	0	0				
Medford Twp 17D - Polling Place	0	0	0.00	0	0	0	0	0	0	0	0	0	0				
Medford Twp Mail-In Ballot - Mail	0	15967	0.00	7891	7607	24	3	154	38	11	5	70					
Medford Twp Provisional - Provisi	0	764	0.00	277	448	3	1	14	2	0	0	1					
Moorestown Twp 1D - Polling Place	3986	1	0.03	1	0	0	0	0	0	0	0	0	0				
Moorestown Twp 2D - Polling Place	0	0	0.00	0	0	0	0	0	0	0	0	0	0				
Moorestown Twp 3D - Polling Place	0	0	0.00	0	0	0	0	0	0	0	0	0	0				
Moorestown Twp 4D - Polling Place	0	0	0.00	0	0	0	0	0	0	0	0	0	0				
Moorestown Twp 5D - Polling Place	0	0	0.00	0	0	0	0	0	0	0	0	0	0				
Moorestown Twp 6D - Polling Place	4095	0	0.00	0	0	0	0	0	0	0	0	0	0				
Moorestown Twp 7D - Polling Place	4157	1	0.02	1	0	0	0	0	0	0	0	0	0				
Moorestown Twp 8D - Polling Place	0	0	0.00	0	0	0	0	0	0	0	0	0	0				
Moorestown Twp 9D - Polling Place	0	0	0.00	0	0	0	0	0	0	0	0	0	0				
Moorestown Twp 10D - Polling Place	0	0	0.00	0	0	0	0	0	0	0	0	0	0				
Moorestown Twp 11D - Polling Place	0	0	0.00	0	0	0	0	0	0	0	0	0	0				
Moorestown Twp 12D - Polling Place	0	0	0.00	0	0	0	0	0	0	0	0	0	0				
Moorestown Twp 13D - Polling Place	0	0	0.00	0	0	0	0	0	0	0	0	0	0				
Moorestown Twp 14D - Polling Place	0	0	0.00	0	0	0	0	0	0	0	0	0	0				
Moorestown Twp 15D - Polling Place	0	0	0.00	0	0	0	0	0	0	0	0	0	0				

BURLINGTON COUNTY Statement of Vote
BUR_20201103_E

NON-PARTISAN U.S. PRESIDENT

	Registration	Ballots Cast	Turnout (%)	U.S. PRESIDENT	Joseph R. Biden / Kamala D. Harris	Donald J. Trump / Michael R. Pence	Don Blankenship / William Mohr	Gloria Estela La Riva / Sunil Freeman	Jo Jorgensen / Spike Cohen	Howie Hawkins / Angela Walker	Bill Hammons / Eric Bodenslab	Roque Rocky De La Fuente / Darcy G. Rice	Personal Choice				
Moorestown Twp 16D - Polling Place	1769	0	0.00		0	0	0	0	0	0	0	0	0				
Moorestown Twp 17D - Polling Place	0	0	0.00		0	0	0	0	0	0	0	0	0				
Moorestown Twp 18D - Polling Place	3427	0	0.00		0	0	0	0	0	0	0	0	0				
Moorestown Twp 19D - Polling Place	0	0	0.00		0	0	0	0	0	0	0	0	0				
Moorestown Twp 20D - Polling Place	0	0	0.00		0	0	0	0	0	0	0	0	0				
Moorestown Twp Mail-In Ballot - Pro	0	13466	0.00		8125	4904	15	9	117	22	9	9	92				
Moorestown Twp Provisional - Pro	0	590	0.00		266	300	0	1	6	1	0	0	3				
Mount Holly Twp 1D - Polling Place	6793	2	0.03		0	2	0	0	0	0	0	0	0				
Mount Holly Twp 2D - Polling Place	0	0	0.00		0	0	0	0	0	0	0	0	0				
Mount Holly Twp 3D - Polling Place	0	0	0.00		0	0	0	0	0	0	0	0	0				
Mount Holly Twp 4D - Polling Place	0	0	0.00		0	0	0	0	0	0	0	0	0				
Mount Holly Twp 5D - Polling Place	0	0	0.00		0	0	0	0	0	0	0	0	0				
Mount Holly Twp 6D - Polling Place	0	0	0.00		0	0	0	0	0	0	0	0	0				
Mount Holly Twp 7D - Polling Place	0	0	0.00		0	0	0	0	0	0	0	0	0				
Mount Holly Twp Mail-In Ballot - M	0	4510	0.00		2997	1266	9	11	65	17	3	0	23				
Mount Holly Twp Provisional - Pro	0	258	0.00		153	87	0	1	4	0	0	0	1				
Mt Laurel Twp 1D - Polling Place	10812	0	0.00		0	0	0	0	0	0	0	0	0				
Mt Laurel Twp 2D - Polling Place	6932	1	0.01		1	0	0	0	0	0	0	0	0				
Mt Laurel Twp 3D - Polling Place	0	0	0.00		0	0	0	0	0	0	0	0	0				
Mt Laurel Twp 4D - Polling Place	0	0	0.00		0	0	0	0	0	0	0	0	0				
Mt Laurel Twp 5D - Polling Place	3392	0	0.00		0	0	0	0	0	0	0	0	0				
Mt Laurel Twp 6D - Polling Place	0	0	0.00		0	0	0	0	0	0	0	0	0				
Mt Laurel Twp 7D - Polling Place	11028	0	0.00		0	0	0	0	0	0	0	0	0				
Mt Laurel Twp 8D - Polling Place	0	0	0.00		0	0	0	0	0	0	0	0	0				
Mt Laurel Twp 9D - Polling Place	0	0	0.00		0	0	0	0	0	0	0	0	0				
Mt Laurel Twp 10D - Polling Place	0	0	0.00		0	0	0	0	0	0	0	0	0				
Mt Laurel Twp 11D - Polling Place	0	0	0.00		0	0	0	0	0	0	0	0	0				
Mt Laurel Twp 12D - Polling Place	0	0	0.00		0	0	0	0	0	0	0	0	0				
Mt Laurel Twp 13D - Polling Place	0	0	0.00		0	0	0	0	0	0	0	0	0				
Mt Laurel Twp 14D - Polling Place	3385	0	0.00		0	0	0	0	0	0	0	0	0				
Mt Laurel Twp 15D - Polling Place	0	0	0.00		0	0	0	0	0	0	0	0	0				
Mt Laurel Twp 16D - Polling Place	0	0	0.00		0	0	0	0	0	0	0	0	0				
Mt Laurel Twp 17D - Polling Place	0	0	0.00		0	0	0	0	0	0	0	0	0				
Mt Laurel Twp 18D - Polling Place	0	0	0.00		0	0	0	0	0	0	0	0	0				
Mt Laurel Twp 19D - Polling Place	0	0	0.00		0	0	0	0	0	0	0	0	0				
Mt Laurel Twp 20D - Polling Place	0	0	0.00		0	0	0	0	0	0	0	0	0				
Mt Laurel Twp 21D - Polling Place	0	0	0.00		0	0	0	0	0	0	0	0	0				
Mt Laurel Twp 22D - Polling Place	0	0	0.00		0	0	0	0	0	0	0	0	0				
Mt Laurel Twp 23D - Polling Place	0	0	0.00		0	0	0	0	0	0	0	0	0				
Mt Laurel Twp 24D - Polling Place	0	0	0.00		0	0	0	0	0	0	0	0	0				
Mt Laurel Twp 25D - Polling Place	0	0	0.00		0	0	0	0	0	0	0	0	0				
Mt Laurel Twp 26D - Polling Place	0	0	0.00		0	0	0	0	0	0	0	0	0				
Mt Laurel Twp 27D - Polling Place	0	0	0.00		0	0	0	0	0	0	0	0	0				
Mt Laurel Twp Mail-In Ballot - Mail	0	27017	0.00		16779	9464	42	10	204	55	12	6	119				
Mt Laurel Twp Provisional - Provis	0	1273	0.00		672	539	1	1	8	5	0	2	6				
New Hanover Twp 1D - Polling Place	984	0	0.00		0	0	0	0	0	0	0	0	0				
New Hanover Twp Mail-In Ballot -	0	604	0.00		233	352	1	0	6	1	0	0	4				
New Hanover Twp Provisional - P	0	32	0.00		11	19	0	0	1	0	0	0	0				
North Hanover Twp 1D - Polling P	4277	0	0.00		0	0	0	0	0	0	0	0	0				
North Hanover Twp 2D - Polling P	0	0	0.00		0	0	0	0	0	0	0	0	0				
North Hanover Twp 3D - Polling P	0	0	0.00		0	0	0	0	0	0	0	0	0				
North Hanover Twp Mail-In Ballot	0	2836	0.00		1100	1624	1	4	37	13	4	2	12				
North Hanover Twp Provisional - F	0	158	0.00		55	89	0	0	3	1	0	0	1				
Palmyra Boro 1D - Polling Place	5635	0	0.00		0	0	0	0	0	0	0	0	0				
Palmyra Boro 2D - Polling Place	0	0	0.00		0	0	0	0	0	0	0	0	0				
Palmyra Boro 3D - Polling Place	0	0	0.00		0	0	0	0	0	0	0	0	0				
Palmyra Boro 4D - Polling Place	0	0	0.00		0	0	0	0	0	0	0	0	0				

BURLINGTON COUNTY Statement of Vote
BUR_20201103_E

NON-PARTISAN U.S. PRESIDENT

	Registration	Ballots Cast	Turnout (%)	U.S. PRESIDENT	Joseph R. Biden / Kamala D. Harris	Donald J. Trump / Michael R. Pence	Don Blankenship / William Mohr	Gloria Estela La Riva / Sunil Freeman	Jo Jorgensen / Spike Cohen	Howie Hawkins / Angela Walker	Bill Hammons / Eric Bodenslab	Roque Rocky De La Fuente / Darcy G. Rice	Personal Choice				
Palmyra Boro 5D - Polling Place	0	0	0.00		0	0	0	0	0	0	0	0	0				
Palmyra Boro 6D - Polling Place	0	0	0.00		0	0	0	0	0	0	0	0	0				
Palmyra Boro 7D - Polling Place	0	0	0.00		0	0	0	0	0	0	0	0	0				
Palmyra Boro 8D - Polling Place	0	0	0.00		0	0	0	0	0	0	0	0	0				
Palmyra Boro 9D - Polling Place	0	0	0.00		0	0	0	0	0	0	0	0	0				
Palmyra Boro Mail-In Ballot - Mail	0	3984	0.00		2568	1278	2	3	34	9	2	1	22				
Palmyra Boro Provisional - Provisional	0	307	0.00		161	128	1	0	3	0	0	0	3				
Pemberton Boro 1D - Polling Place	1020	0	0.00		0	0	0	0	0	0	0	0	0				
Pemberton Boro Mail-In Ballot - Mail	0	673	0.00		328	313	3	0	3	0	2	0	10				
Pemberton Boro Provisional - Provisional	0	47	0.00		27	17	0	0	0	0	0	0	0				
Pemberton Twp 1D - Polling Place	7832	8	0.10		3	4	0	0	0	0	0	0	0				
Pemberton Twp 2D - Polling Place	0	0	0.00		0	0	0	0	0	0	0	0	0				
Pemberton Twp 3D - Polling Place	0	0	0.00		0	0	0	0	0	0	0	0	0				
Pemberton Twp 4D - Polling Place	0	0	0.00		0	0	0	0	0	0	0	0	0				
Pemberton Twp 5D - Polling Place	0	0	0.00		0	0	0	0	0	0	0	0	0				
Pemberton Twp 6D - Polling Place	4692	1	0.02		1	0	0	0	0	0	0	0	0				
Pemberton Twp 7D - Polling Place	0	0	0.00		0	0	0	0	0	0	0	0	0				
Pemberton Twp 8D - Polling Place	0	0	0.00		0	0	0	0	0	0	0	0	0				
Pemberton Twp 9D - Polling Place	0	0	0.00		0	0	0	0	0	0	0	0	0				
Pemberton Twp 10D - Polling Place	0	0	0.00		0	0	0	0	0	0	0	0	0				
Pemberton Twp 11D - Polling Place	4750	0	0.00		0	0	0	0	0	0	0	0	0				
Pemberton Twp 12D - Polling Place	0	0	0.00		0	0	0	0	0	0	0	0	0				
Pemberton Twp 13D - Polling Place	0	0	0.00		0	0	0	0	0	0	0	0	0				
Pemberton Twp 14D - Polling Place	0	0	0.00		0	0	0	0	0	0	0	0	0				
Pemberton Twp Mail-In Ballot - Mail	0	10891	0.00		5796	4588	13	7	129	30	5	4	38				
Pemberton Twp Provisional - Provisional	0	915	0.00		473	369	0	0	8	3	0	0	3				
Riverside Twp 1D - Polling Place	2179	1	0.05		0	1	0	0	0	0	0	0	0				
Riverside Twp 2D - Polling Place	0	0	0.00		0	0	0	0	0	0	0	0	0				
Riverside Twp 3D - Polling Place	0	0	0.00		0	0	0	0	0	0	0	0	0				
Riverside Twp 4D - Polling Place	2479	0	0.00		0	0	0	0	0	0	0	0	0				
Riverside Twp 5D - Polling Place	0	0	0.00		0	0	0	0	0	0	0	0	0				
Riverside Twp 6D - Polling Place	0	0	0.00		0	0	0	0	0	0	0	0	0				
Riverside Twp 7D - Polling Place	0	0	0.00		0	0	0	0	0	0	0	0	0				
Riverside Twp 8D - Polling Place	0	0	0.00		0	0	0	0	0	0	0	0	0				
Riverside Twp Mail-In Ballot - Mail	0	3074	0.00		1618	1345	5	1	29	9	1	1	7				
Riverside Twp Provisional - Provisional	0	233	0.00		89	125	1	0	2	1	1	0	2				
Riverton Boro 1D - Polling Place	2151	0	0.00		0	0	0	0	0	0	0	0	0				
Riverton Boro 2D - Polling Place	0	0	0.00		0	0	0	0	0	0	0	0	0				
Riverton Boro 3D - Polling Place	0	0	0.00		0	0	0	0	0	0	0	0	0				
Riverton Boro Mail-In Ballot - Mail	0	1699	0.00		1037	580	1	2	19	3	0	1	19				
Riverton Boro Provisional - Provisional	0	79	0.00		33	40	0	0	2	1	0	0	0				
Shamong Twp 1D - Polling Place	5265	0	0.00		0	0	0	0	0	0	0	0	0				
Shamong Twp 2D - Polling Place	0	0	0.00		0	0	0	0	0	0	0	0	0				
Shamong Twp 3D - Polling Place	0	0	0.00		0	0	0	0	0	0	0	0	0				
Shamong Twp 4D - Polling Place	0	0	0.00		0	0	0	0	0	0	0	0	0				
Shamong Twp Mail-In Ballot - Mail	0	4131	0.00		1597	2430	4	1	41	7	1	0	21				
Shamong Twp Provisional - Provisional	0	166	0.00		48	111	0	0	4	0	0	0	0				
Southampton Twp 1D - Polling Place	8784	1	0.01		0	1	0	0	0	0	0	0	0				
Southampton Twp 2D - Polling Place	0	0	0.00		0	0	0	0	0	0	0	0	0				
Southampton Twp 3D - Polling Place	0	0	0.00		0	0	0	0	0	0	0	0	0				
Southampton Twp 4D - Polling Place	0	0	0.00		0	0	0	0	0	0	0	0	0				
Southampton Twp 5D - Polling Place	0	0	0.00		0	0	0	0	0	0	0	0	0				
Southampton Twp 6D - Polling Place	0	0	0.00		0	0	0	0	0	0	0	0	0				
Southampton Twp Mail-In Ballot - Mail	0	6881	0.00		2869	3840	4	4	39	12	2	0	21				
Southampton Twp Provisional - Provisional	0	268	0.00		68	185	2	0	2	1	0	1	2				
Springfield Twp 1D - Polling Place	1728	0	0.00		0	0	0	0	0	0	0	0	0				
Springfield Twp 2D - Polling Place	965	0	0.00		0	0	0	0	0	0	0	0	0				

BURLINGTON COUNTY Statement of Vote
BUR_20201103_E

NON-PARTISAN U.S. PRESIDENT													
	Registration	Ballots Cast	Turnout (%)	U.S. PRESIDENT	Joseph R. Biden / Kamala D. Harris	Donald J. Trump / Michael R. Pence	Don Blankenship / William Mohr	Gloria Estela La Riva / Sunil Freeman	Jo Jorgensen / Spike Cohen	Howie Hawkins / Angela Walker	Bill Hammons / Eric Bodenslab	Roque Rocky / De La Fuente / Darcy G. Rice	Personal Choice
Springfield Twp 3D - Polling Place	0	0	0.00	0	0	0	0	0	0	0	0	0	0
Springfield Twp Mail-In Ballot - Ma	0	2089	0.00	829	1200	2	1	16	7	0	0	1	7
Springfield Twp Provisional - Prov	0	93	0.00	41	51	0	0	0	0	0	0	0	0
Tabernacle Twp 1D - Polling Place	5758	1	0.02	0	1	0	0	0	0	0	0	0	0
Tabernacle Twp 2D - Polling Place	0	0	0.00	0	0	0	0	0	0	0	0	0	0
Tabernacle Twp 3D - Polling Place	0	0	0.00	0	0	0	0	0	0	0	0	0	0
Tabernacle Twp 4D - Polling Place	0	0	0.00	0	0	0	0	0	0	0	0	0	0
Tabernacle Twp 5D - Polling Place	0	0	0.00	0	0	0	0	0	0	0	0	0	0
Tabernacle Twp Mail-In Ballot - M	0	4372	0.00	1620	2610	6	1	61	14	2	1	20	0
Tabernacle Twp Provisional - Pro	0	191	0.00	56	124	0	0	2	0	0	0	0	1
Washington Twp 1D - Polling Place	563	0	0.00	0	0	0	0	0	0	0	0	0	0
Washington Twp Mail-In Ballot - M	0	414	0.00	168	230	3	0	3	0	0	0	0	1
Washington Twp Provisional - Pro	0	18	0.00	3	12	1	0	0	0	0	0	0	0
Westampton Twp 1D - Polling Place	4915	2	0.04	1	1	0	0	0	0	0	0	0	0
Westampton Twp 2D - Polling Place	0	0	0.00	0	0	0	0	0	0	0	0	0	0
Westampton Twp 3D - Polling Place	2110	1	0.05	1	0	0	0	0	0	0	0	0	0
Westampton Twp 4D - Polling Place	0	0	0.00	0	0	0	0	0	0	0	0	0	0
Westampton Twp 5D - Polling Place	0	0	0.00	0	0	0	0	0	0	0	0	0	0
Westampton Twp Mail-In Ballot - M	0	5225	0.00	3556	1499	6	3	33	11	1	0	23	0
Westampton Twp Provisional - Pro	0	332	0.00	198	106	0	1	5	1	0	0	3	0
Willingboro Twp 1D - Polling Place	5017	0	0.00	0	0	0	0	0	0	0	0	0	0
Willingboro Twp 2D - Polling Place	0	0	0.00	0	0	0	0	0	0	0	0	0	0
Willingboro Twp 3D - Polling Place	0	0	0.00	0	0	0	0	0	0	0	0	0	0
Willingboro Twp 4D - Polling Place	0	0	0.00	0	0	0	0	0	0	0	0	0	0
Willingboro Twp 5D - Polling Place	0	0	0.00	0	0	0	0	0	0	0	0	0	0
Willingboro Twp 6D - Polling Place	0	0	0.00	0	0	0	0	0	0	0	0	0	0
Willingboro Twp 7D - Polling Place	4823	0	0.00	0	0	0	0	0	0	0	0	0	0
Willingboro Twp 8D - Polling Place	0	0	0.00	0	0	0	0	0	0	0	0	0	0
Willingboro Twp 9D - Polling Place	0	0	0.00	0	0	0	0	0	0	0	0	0	0
Willingboro Twp 10D - Polling Place	0	0	0.00	0	0	0	0	0	0	0	0	0	0
Willingboro Twp 11D - Polling Place	3922	0	0.00	0	0	0	0	0	0	0	0	0	0
Willingboro Twp 12D - Polling Place	0	0	0.00	0	0	0	0	0	0	0	0	0	0
Willingboro Twp 13D - Polling Place	0	0	0.00	0	0	0	0	0	0	0	0	0	0
Willingboro Twp 14D - Polling Place	0	0	0.00	0	0	0	0	0	0	0	0	0	0
Willingboro Twp 15D - Polling Place	2663	1	0.04	1	0	0	0	0	0	0	0	0	0
Willingboro Twp 16D - Polling Place	0	0	0.00	0	0	0	0	0	0	0	0	0	0
Willingboro Twp 17D - Polling Place	0	0	0.00	0	0	0	0	0	0	0	0	0	0
Willingboro Twp 18D - Polling Place	0	0	0.00	0	0	0	0	0	0	0	0	0	0
Willingboro Twp 19D - Polling Place	3808	0	0.00	0	0	0	0	0	0	0	0	0	0
Willingboro Twp 20D - Polling Place	0	0	0.00	0	0	0	0	0	0	0	0	0	0
Willingboro Twp 21D - Polling Place	4939	0	0.00	0	0	0	0	0	0	0	0	0	0
Willingboro Twp 22D - Polling Place	0	0	0.00	0	0	0	0	0	0	0	0	0	0
Willingboro Twp 23D - Polling Place	0	0	0.00	0	0	0	0	0	0	0	0	0	0
Willingboro Twp 24D - Polling Place	0	0	0.00	0	0	0	0	0	0	0	0	0	0
Willingboro Twp 25D - Polling Place	0	0	0.00	0	0	0	0	0	0	0	0	0	0
Willingboro Twp 26D - Polling Place	0	0	0.00	0	0	0	0	0	0	0	0	0	0
Willingboro Twp 27D - Polling Place	0	0	0.00	0	0	0	0	0	0	0	0	0	0
Willingboro Twp 28D - Polling Place	0	0	0.00	0	0	0	0	0	0	0	0	0	0
Willingboro Twp 29D - Polling Place	0	0	0.00	0	0	0	0	0	0	0	0	0	0
Willingboro Twp 30D - Polling Place	0	0	0.00	0	0	0	0	0	0	0	0	0	0
Willingboro Twp 31D - Polling Place	0	0	0.00	0	0	0	0	0	0	0	0	0	0
Willingboro Twp 32D - Polling Place	0	0	0.00	0	0	0	0	0	0	0	0	0	0
Willingboro Twp 33D - Polling Place	0	0	0.00	0	0	0	0	0	0	0	0	0	0
Willingboro Twp 34D - Polling Place	0	0	0.00	0	0	0	0	0	0	0	0	0	0
Willingboro Twp 35D - Polling Place	0	0	0.00	0	0	0	0	0	0	0	0	0	0
Willingboro Twp 36D - Polling Place	0	0	0.00	0	0	0	0	0	0	0	0	0	0
Willingboro Twp Mail-In Ballot - M	0	16509	0.00	14571	1357	12	15	31	29	1	2	42	0

BURLINGTON COUNTY Statement of Vote
BUR_20201103_E

NON-PARTISAN U.S. PRESIDENT

	Registration	Ballots Cast	Turnout (%)	U.S. PRESIDENT	Joseph R. Biden / Kamala D. Harris	Donald J. Trump / Michael R. Pence	Don Blankenship / William Mohr	Gloria Estela La Riva / Sunil Freeman	Jo Jorgensen / Spike Cohen	Howie Hawkins / Angela Walker	Bill Hammons / Eric Bodenslab	Roque Rocky De La Fuente / Darcy G. Rice	Personal Choice			
Willingboro Twp Provisional - Prov	0	1665	0.00		1388	180	0	3	5	4	0	0	8			
Woodland Twp 1D - Polling Place	1078	0	0.00		0	0	0	0	0	0	0	0	0			
Woodland Twp Mail-In Ballot - Ma	0	771	0.00		233	512	1	0	15	1	0	0	0			
Woodland Twp Provisional - Provi	0	43	0.00		15	22	1	0	2	1	0	0	0			
Wrightstown Boro 1D - Polling Pla	413	0	0.00		0	0	0	0	0	0	0	0	0			
Wrightstown Boro Mail-In Ballot - I	0	206	0.00		106	90	0	0	4	0	0	0	0			
Wrightstown Boro Provisional - Pr	0	46	0.00		30	11	0	0	0	0	0	0	0			
Overseas Ballot - CD1 Mail-in - Ma	0	0	0.00		0	0	0	0	0	0	0	0	0			
Overseas Ballot - CD2 Mail-In - Ma	0	0	0.00		0	0	0	0	0	0	0	0	0			
Overseas Ballot - CD3 Mail-In - M	0	28	0.00		23	4	0	0	1	0	0	0	0			
Polling Place Totals	344034	37	0.01		18	18	0	0	0	0	0	0	0			
Mail-In Ballot Totals	0	251738	0.00		146531	96894	337	157	2075	557	126	76	1083			
Provisional Totals	0	15347	0.00		8046	6433	23	17	131	48	4	6	70			
District Totals - Absentee																
District Grand Totals																
Burlington County	344034	267094	77.64		154572	103341	360	174	2205	605	130	82	1153			
Bass River Township	1122	859	76.56		213	618	2	2	3	2	0	0	4			
Beverly City	1711	1204	70.37		772	375	4	4	7	3	1	0	1			
Bordentown City	3069	2400	78.20		1564	750	4	4	27	12	1	2	10			
Bordentown Township	8786	7020	79.90		3888	2900	7	4	63	22	4	3	29			
Burlington City	7042	4903	69.63		3294	1406	6	7	24	7	3	0	23			
Burlington Township	17730	13863	78.19		9292	4070	16	9	113	27	6	5	46			
Chesterfield Township	4370	3665	83.87		1906	1676	4	0	20	4	1	1	18			
Cinnaminson Township	13416	10883	81.12		5760	4800	23	9	75	30	5	6	56			
Delanco Township	3728	2905	77.92		1703	1087	8	4	19	4	2	3	12			
Delran Township	12503	9926	79.39		5353	4259	16	7	72	24	8	5	33			
Eastampton Township	4855	3664	75.47		2130	1401	5	1	40	7	4	1	20			
Edgewater Park Township	5862	4329	73.85		2898	1269	6	3	31	8	1	2	13			
Evesham Township	37764	30225	80.04		16765	12581	38	11	260	71	17	9	126			
Fieldsboro Boro	429	324	75.52		182	131	1	0	3	3	0	0	0			
Florence Township	9466	7450	78.70		4020	3177	11	5	62	17	6	0	26			
Hainesport Township	5010	4145	82.73		2029	1957	9	3	52	7	2	0	25			
Lumberton Township	9796	7727	78.88		4674	2749	11	2	77	11	4	4	40			
Mansfield Township	7542	6302	83.56		3043	3058	5	5	43	11	2	1	30			
Maple Shade Township	13247	9484	71.59		5438	3680	13	10	64	26	6	2	36			
Medford Lakes Boro	3624	2995	82.64		1551	1334	7	1	39	10	0	2	20			
Medford Township	20436	16734	81.88		8170	8056	27	4	168	40	11	5	71			
Moorestown Township	17434	14058	80.64		8393	5204	15	10	123	23	9	9	95			
Mount Holly Township	6793	4770	70.22		3150	1355	9	12	69	17	3	0	24			
Mount Laurel Township	35549	28291	79.58		17452	10003	43	11	212	60	12	8	125			
New Hanover Township	984	636	64.63		244	371	1	0	7	1	0	0	4			
North Hanover Township	4277	2994	70.00		1155	1713	1	4	40	14	4	2	13			
Palmyra Boro	5635	4291	76.15		2729	1406	3	3	37	9	2	1	25			
Pemberton Boro	1020	720	70.59		355	330	3	0	3	0	2	0	10			
Pemberton Township	17274	11815	68.40		6273	4961	13	7	137	33	5	4	41			
Riverside Township	4658	3308	71.02		1707	1471	6	1	31	10	2	1	9			
Riverton Boro	2151	1778	82.66		1070	620	1	2	21	4	0	1	19			
Shamong Township	5265	4297	81.61		1645	2541	4	1	45	7	1	0	21			
Southampton Township	8784	7150	81.40		2937	4026	6	4	41	13	2	1	23			
Springfield Township	2693	2182	81.02		870	1251	2	1	16	7	0	1	7			
Tabernacle Township	5758	4564	79.26		1676	2735	6	1	63	14	2	1	21			
Washington Township	563	432	76.73		171	242	4	0	3	0	0	0	1			

BURLINGTON COUNTY Statement of Vote
BUR_20201103_E

NON-PARTISAN U.S. PRESIDENT														
	Registration	Ballots Cast	Turnout (%)	U.S. PRESIDENT	Joseph R. Biden / Kamala D. Harris	Donald J. Trump / Michael R. Pence	Don Blankenship / William Mohr	Gloria Estela La Riva / Sunil Freeman	Jo Jorgensen / Spike Cohen	Howie Hawkins / Angela Walker	Bill Hammons / Eric Bodenslab	Roque 'Rocky' De La Fuente / Daicy G. Ricci	Personal Choice	
Westampton Township	7025	5560	79.15		3756	1606	6	4	38	12	1	0	26	
Willingboro Township	25172	18175	72.20		15960	1537	12	18	36	33	1	2	50	
Woodland Township	1078	814	75.51		248	534	2	0	17	2	0	0	0	
Wrightstown Boro	413	252	61.02		136	101	0	0	4	0	0	0	0	
Grand Totals	344034	267122	77.64		154595	103345	360	174	2206	605	130	82	1153	